


MyChart®

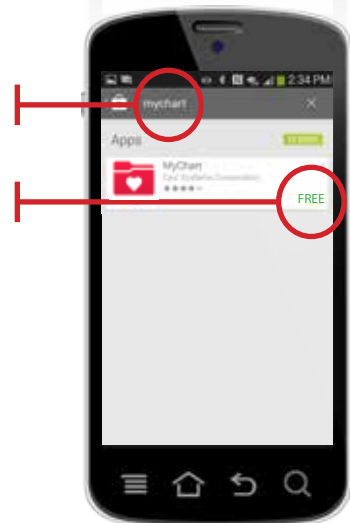
How to Access Your Medical Record via Lee Health's MyChart Mobile App on a Google Android Device.

Before accessing this application, contact your physician for a password and access information.


Locate and touch the **Play Store** icon on your Android Device.




Use the **Search** option in the Play Store and search for "**mychart**". Touch the **INSTALL/FREE** button, then click "**accept**" to download the MyChart Mobile App.



Once the download is complete, go to Applications on your device, locate and touch the **MyChart App Icon**.



Once the MyChart Mobile App launches, accept the agreement, select **Florida** (if you haven't already accepted it) and then **Lee Health**.



At the Lee Health log-in screen, log in with the **same username and password** you use on the MyChart website. If you have forgotten your password or username, you can reset it online at the [MyChart website](#) via your web browser.

